

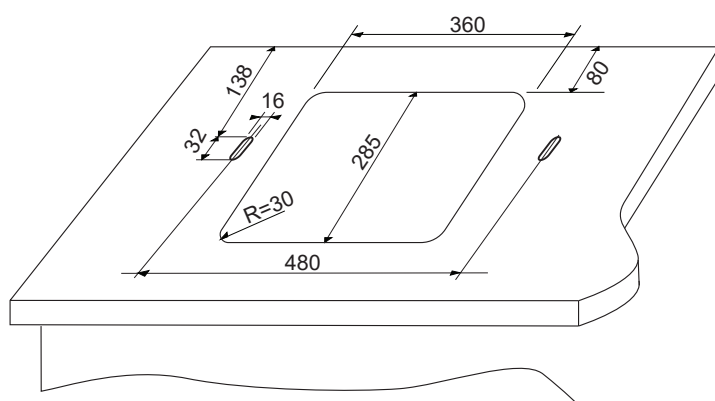


1

在台面上钻孔安装碗盆 / DRILL HOLES ON THE COUNTER TO INSTALL THE LAVATORY

- 如图所示尺寸标记碗盆在台面上的安装位置。
- 在台面上切割碗盆孔和两个用来固定T型螺丝的孔。

- Mark the installation position on the counter as dimensions below.
- After that, cut one hole for drainage, faucet and two holes for fixing T-bolts.

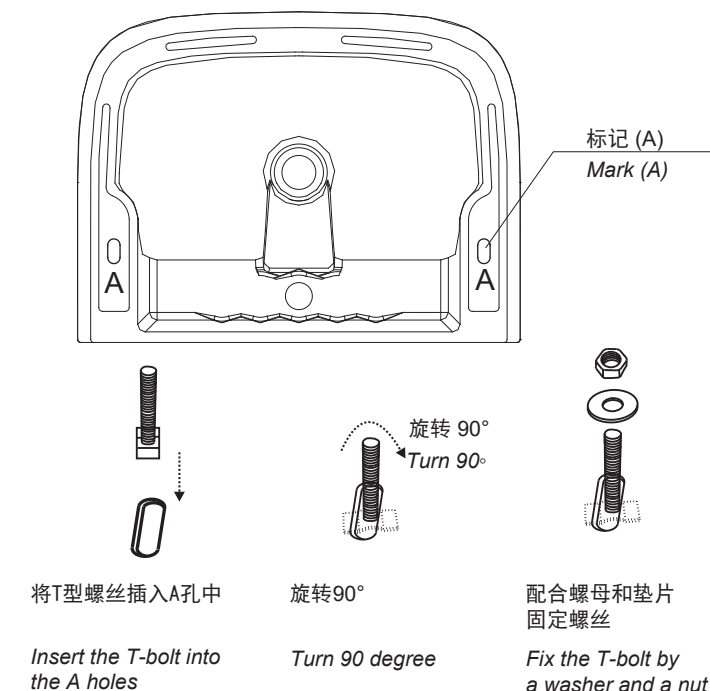


单位:mm
Unit : mm

2

在碗盆内部安装T型螺丝 / INSTALL T-BOLT INTO THE LAVATORY'S BODY

- 倒置碗盆，能看到2个孔（标记A）。
 - 如下图所示安装T型螺丝。
- Turn the lavatory upside down, there are two holes (mark A).
- Installation with the reference of the figure below.



3

将碗盆安装到台面上 / INSTALL THE LAVATORY ON THE COUNTER

- 3.1. 根据选购的落水组件说明书进行安装。
3.2. 将碗盆安装到台面上
- 把碗盆放入台面上钻的孔内。
 - 拧紧T型螺丝螺母以固定碗盆。

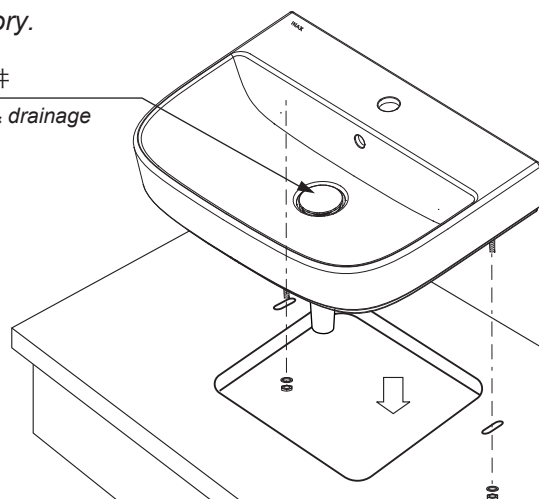
3.1. Install additional purchasing Cover & drainage fittings with manual.

3.2. install the lavatory on the counter

- Put the lavatory into drilled holes on the counter.
- Tighten the washers and nuts with T-bolts to fix the lavatory.

落水组件

Cover & drainage fittings

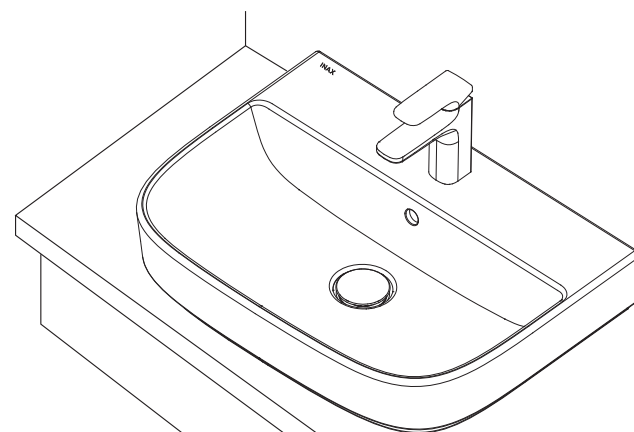


4

安装水龙头 / INSTALL THE FAUCET

- 根据用户需求选择一款适合的水龙头。
 - 如果选择伊奈龙头，请依据龙头附带的安装说明书进行安装。
- 注意：确保在安装前冲洗龙头一段时间，彻底清洁内部水管。

- Depending on users' demand to choose a suitable faucet.
- If INAX faucets are chosen, please follow the installation manual attached in faucet.
Note: Make sure to clean the pipes inside thoroughly before install by flushing for a while.



5

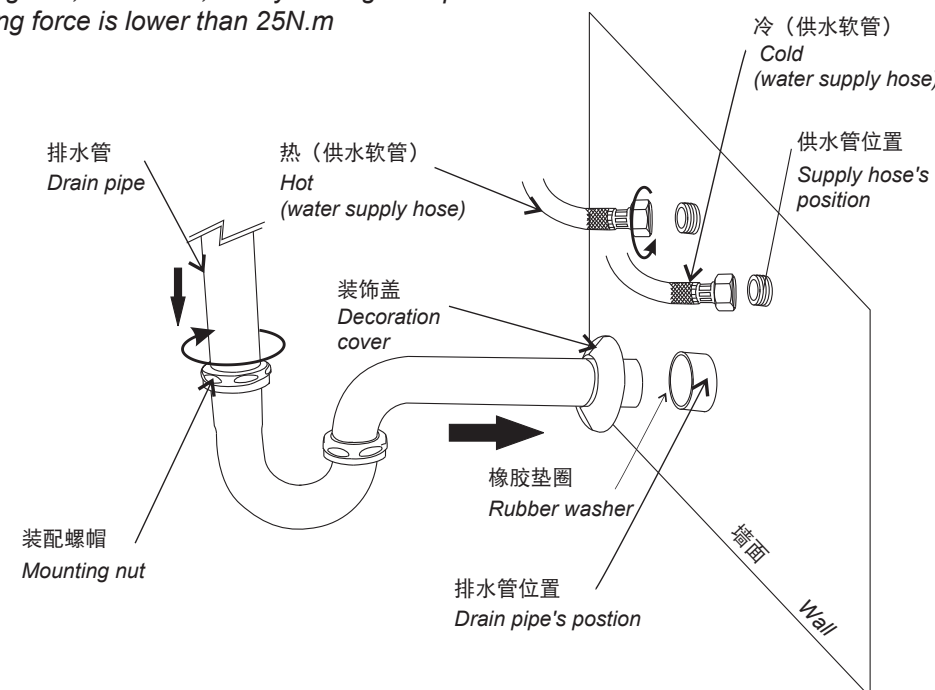
连接排水管和供水软管 / CONNECT DRAINAGE PIPE AND WATER SUPPLY HOSE

- 确保连通碗盆前，先完成进水软管和排水管的安装。
 - 进水管和排水管请按照实际情况调整。
- 注意： - 不要过度拧紧，否则，产品可能受损。
- 紧固力需小于25N·m。

- Ensure to finish installing water supply hose and pipe before connecting to the lavatory.
- The pipe is can be adjusted to desired fit.

Note:

- Do not overtighten, otherwise, it may damage the product.
- The tightening force is lower than 25N.m



水渍超净产品使用指导 /

Instruction when using Aquaceramic Processed products

- 使用中性洗涤剂和软刷定期擦拭产品，不要刮花产品表面。
 - 为了保证水渍超净的持久耐用，请**不要**使用以下清洁剂：
- * 强碱性清洁剂：PH≥11。
* 含有抛光粉的清洁剂。
* 可能会磨损陶瓷的刷子。
- Periodically rub the product with neutral detergent and soft brushes that do not scratch the product surface.
* In order to remain long-lasting effect of Aquaceramic, please **DO NOT** use the following detergents:
- Strong alkaline detergent with pH≥11.
- Detergent with abrasive powder.
- Rubbing brushes with abrasion.

请不要使用强碱清洁剂及可能磨损产品表面的清洁用品，否则釉面将受损严重！！
Please do not use strong alkaline detergent, detergent with abrasion because it will scratch the surface, glaze will be decayed !!

中性洗涤剂
Neutral detergent

软刷
Soft brushes

强碱清洁剂，可能磨损产品的清洁用品
Alkaline detergent, detergent with abrasion

